



gregory

MyChair™



our vision

To be a leader in the development of innovative products and inspired solutions for consistent and sustainable shareholder value.



about



At Gregory Commercial Furniture we consider the intricate harmony of the human body to be critical to performance. We strive to preserve this balance, aiming to prevent any damage resulting from sitting incorrectly for long periods of time. To this end we are guided by a philosophy of body centred design.

Our approach does not simply finish with a chair adapted to support your frame. We employ a holistic philosophy to design, extending ergonomics to encompass your entire well-being.

Our first chair was developed in 1988 by physiotherapist and company founder, Peter Gregory, to address the largest cause of occupational back pain in Australian office workers - the office chair. His knowledge of the anatomical reasons for chronic back pain and his precise observations of correct seating posture, led to the development of our award winning Dual Density Posture Support System.

Since then we have gone on to develop a further four ergonomic seat technologies including the newly launched Dual Density MkII to create our most advanced ergonomic seating technology to date.

solutions

Gregory continues to be the leader in innovative ergonomic design, quality and manufacturing, with a comprehensive range of seating solutions. Our seating range has been designed to be a complete solution for our customers by reducing workplace health and safety risks, increasing productivity, incorporating modern design and finishes and delivering great customer service. Our product ranges include:

- › Task seating
- › Executive seating
- › Visitor seating
- › Lounge seating
- › Health and Aged Care seating



Gregory MyChair™ program

At Gregory, we believe that one size does not fit all, hence we have designed the Gregory MyChair™ program, an ergonomic solution that enables you to build your own chair to suit your specific needs.

How does it work? Simply select the back style to suit your back shape, select the back height that supports you, select an ergonomic seat technology and your individual seat size, then choose any accessories to build your very own Gregory MyChair™.

MyChair™

product range

inca



boxta



scope



slimline



evoke



drafting



heavy duty







inca

ergonomic task chair

The Inca range offers a timeless design which incorporates the original and award winning Dual Density Posture Support seat technology (optional Tri-Tek Pressure Reduction Technology™) which pioneered the ergonomic seating market. Most models from the Inca range have achieved certification with AFRDI (meets Australian Standards and is certified for severe commercial use) and GECA (Good Environmental Choice Australia).

This landmark range accommodates medium, high and extra high back. It also features a 3 lever independent mechanism with adjustable seat height, seat tilt and back angle providing the user with the ultimate solution in your workplace.

Range features

- › Medium, high or extra high back
- › Small, medium or large seat
- › Original and award winning Dual Density Posture Support seat technology
- › 3 lever independent mechanism with adjustable seat height, seat tilt and back angle
- › Molded Polypropylene back outer
- › Anti-slip ratchet back height adjustment
- › GECA & AFRDI level 6 Certified

Range options

- › Height adjustable T-arms
- › Tri-Tek, X-Cel Comfort or Standard Deluxe seat technologies
- › Synchronised mechanism
- › Seat slide
- › Aluminium base
- › Various types of castors (e.g. soft tyre, friction etc)



medium back



high back



extra high back





boxta

ergonomic task chair

The Boxta range represents the synergy of ergonomic seat technology and classic clean lines. Together with the modern back design the original and award winning Dual Density Posture Support seat technology (optional Tri-Tek Pressure Reduction Technology™), you will be assured that you are sitting in the best possible seating solution, recommended by ergonomists, medical and OH&S professionals.

The molded Polypropylene back Boxta has achieved certification with both AFRDI (meets Australian Standards and is certified for severe commercial use) and GECA (Good Environmental Choice Australia) which recognises products that meet standards of environmental, quality and social performance.

The Boxta range offers a 3 lever independent seat and back tilt mechanism, providing the user with a complete range of adjustment. With the options of large or small seats or with or without arms you cannot go past the exceptional benefits of Boxta.

Range features

- › Medium or high back
- › Small, medium or large seat
- › Original and award winning Dual Density Posture Support seat technology
- › 3 lever independent mechanism with adjustable seat height, seat tilt and back angle
- › Molded Polypropylene back outer
- › Anti-slip ratchet back height adjustment
- › GECA & AFRDI level 6 Certified

Range options

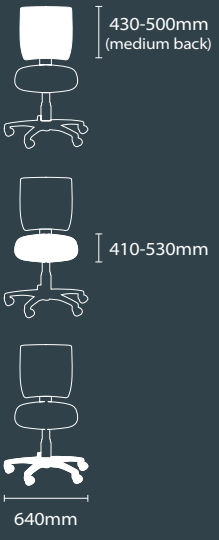
- › Fabric back design
- › Height adjustable T-arms
- › Tri-Tek, X-Cel Comfort or Standard Deluxe seat technologies
- › Synchronised mechanism
- › Seat slide
- › Aluminium base
- › Various types of castors (e.g. soft tyre, friction etc)



medium back



high back





scope

ergonomic task chair

The Scope range is latest release in contemporary and sophisticated ergonomic office chair design. The detailed contouring of the lateral and lumbar support in the back of the chair offers exceptional comfort. Standard with the original and award winning Dual Density Posture Support seat technology (optional Tri-Tek Pressure Reduction Technology™) this chair provides the ultimate solution for all your ergonomic requirements.

The Scope range caters for all users with 3 lever independent seat and back tilt mechanism, where the user can adjust the back angle, seat tilt and seat height to suit their specific needs.

Range features

- › Medium or high back
- › Small, medium or large seat
- › Original and award winning Dual Density Posture Support seat technology
- › 3 lever independent mechanism with adjustable seat height, seat tilt and back angle
- › Molded Polypropylene back outer
- › Anti-slip ratchet back height adjustment
- › GECA & AFRDI level 6 Certified

Range options

- › Height adjustable T-arms
- › Tri-Tek, X-Cel Comfort or Standard Deluxe seat technologies
- › Synchronised mechanism
- › Seat slide
- › Aluminium base
- › Various types of castors (e.g. soft tyre, friction etc)




medium back



high back



470-540mm
(medium back)



410-530mm



640mm





slimline

ergonomic task chair

Slimline offers a "High End" look in a refined range of ergonomic solutions. Featuring a fully upholstered back, the lateral and lumbar curves in the back of the chair contour to your body shape providing an enhanced seating experience.

The range features the award winning Dual Density Posture Support system (optional Tri-Tek Pressure Reduction Technology™) which combined with options of medium or high back and 3 lever independent back and seat tilt provides ultimate comfort and adjustability.

Range features

- › Medium or high back
- › Small, medium or large seat
- › Fully upholstered back
- › Original and award winning Dual Density Posture Support seat technology
- › 3 lever independent mechanism with adjustable seat height, seat tilt and back angle
- › Anti-slip ratchet back height adjustment
- › AFRDI level 6 Certified

Range options

- › Height adjustable deluxe arms
- › Tri-Tek, X-Cel Comfort or Standard Deluxe seat technologies
- › Synchronised mechanism
- › Seat slide
- › Aluminium base
- › Various types of castors (e.g. soft tyre, friction etc)



medium back



high back



evoke

ergonomic task chair

Introducing the Gregory evoke, the latest solution in the MyChair™ range, featuring a mesh back. Combining the aesthetics only a mesh back can offer, with Gregory's unique ergonomic seating technologies, we have created the ultimate ergonomic office solution.

Featuring a height adjustable breathable mesh back that moulds harmoniously with each user's back shape, while offering ideal weight distribution and support. The inclusion of a height adjustable lumbar support adds even more flexibility to this already great chair.

Range features

- › Contemporary mesh back design
- › Ratchet back height adjustment
- › Height adjustable lumbar support
- › Small, medium or large seat
- › Original and award winning Dual Density Posture Support seat technology
- › 3 lever independent mechanism with adjustable seat height, seat tilt and back angle
- › AFRDI Level 6 Components
- › GECA Certified Components

Range options

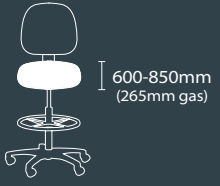
- › Height adjustable arms
- › Tri-Tek, X-Cel Comfort or Standard Deluxe seat technologies
- › Synchronised mechanism
- › Seat slide
- › Aluminium base
- › Various types of castors (e.g. soft tyre, friction etc)



high back



high back with arms



drafting

ergonomic drafting chairs

Based on the hugely popular MyChair range, these ergonomic drafting chairs are the perfect solution for your drafting needs.

Standard with award winning Dual Density Posture Support seat technology and 3 lever independent seat and back tilt mechanism, these chairs provide the ultimate solution for all your ergonomic requirements. The Inca, Boxta, Scope and Slimline drafting chairs all feature a height adjustable and lockable footring.

Range features

- › Medium back
- › Small or medium seat
- › Height adjustable and lockable Footring
- › 265mm high gas lift
- › Original and award winning Dual Density Posture Support seat technology
- › 3 lever independent mechanism with adjustable seat height, seat tilt and back angle
- › Anti-slip ratchet back height adjustment

Range options

- › Height adjustable arms
- › Tri-Tek, X-Cel Comfort or Standard Deluxe seat technologies
- › Aluminium base
- › Various types of castors (e.g. soft tyre, friction etc)



inca drafting



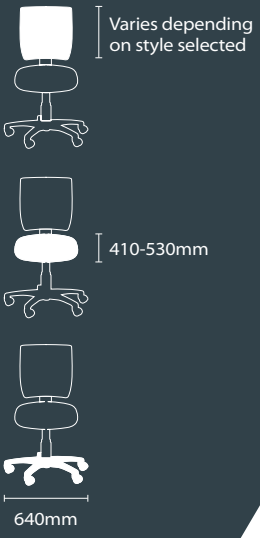
boxta drafting



scope drafting



slimline drafting





heavy duty ergonomic task chairs

Expanding on the vast MyChair range, these ergonomic Heavy Duty Task Chairs are the perfect for solution for your high use areas such as call centres and other heavy duty applications.

Standard with the award winning Dual Density Posture Support seat technology and 3 lever Premium independent seat and back tilt mechanism, these chairs provide the ultimate solution for all your heavy duty ergonomic requirements.

The Inca, Boxta, Scope and Slimline heavy duty chairs all feature a Premium Mechanism and Alloy base as standard equipment.

Range features

- › Large seat (500mm x 500mm minimum)
- › Premium 3 lever independent mechanism with adjustable seat height, seat tilt and back angle
- › Heavy duty reinforced steel plate
- › Heavy duty gas lift
- › Aluminium base
- › Heavy duty castors
- › Original and award winning Dual Density Posture Support seat technology
- › Anti-slip ratchet back height adjustment

Range options

- › Height adjustable arms
- › Tri-Tek Pressure Reduction™ seat technology



inca high back hdk



boxta high back hdk



scope high back hdk



slimline high back hdk

MyChair™

build your own chair in 4 easy steps

1. Select model



inca



boxta



scope



slimline



evoke



2. Select model style




inca back
medium, high or extra high



boxta back
medium or high



scope back
medium or high



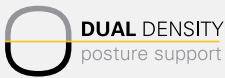
slimline back
medium or high



evoke back
high



3. Select any seat technology and seat size



small, medium or large



small, medium or large




medium



medium or large



4. Select fabric & accessories



fabric



arms



drafting footring



nylon base



aluminium base

MyChair™

features



Range features

- › Australian made
- › 3 lever mechanism
- › AFRDI level 6 certified *
- › GECA certified *
- › Height adjustable anti-slip ratchet back
- › Dual Density Posture Support seat technology
- › 5 star nylon base

Range options

- › Small, medium or large seat *
- › Height adjustable arms
- › Seat technology
 - *Tri-Tek Pressure Reduction Technology™*
 - *X-Cel Comfort*
 - *Standard Deluxe*
- › Seat slide mechanism
- › Synchronised mechanism
- › Gas heights
 - *100mm*
 - *140mm*
 - *200mm*
- › 5 star aluminium base
- › Castors
 - *Soft tyre castors*
 - *Friction castors*
 - *Glides*
- › Heavy duty kit *
- › Drafting footring *

seat technologies

At Gregory we understand that one seat does not fit everybody, which is why we invest heavily in research and development to create the best possible seat technologies in a range of different sizes to fit the MyChair™ range.



Dual Density Posture Support

- › Gregory's original and award winning ergonomic seat technology
- › The pelvis gently 'sinks' into the seat and is supported in the softer section at the back of the chair
- › The firmer foam at the front prevents the pelvis from sliding forward
- › The spine is maintained in a healthy, upright 'S' curve position creating good posture
- › A shaped 'waterfall' front edge Improves circulation behind the thighs



Tri-Tek - Pressure Reduction Technology

- › Award winning ergonomic seat technology
- › Reduces pressure under the thighs by centralising the users weight under the ischial tuberosities (sitting bones) where there are less tissue and arteries to improve circulation
- › Tear drop shape internal foam cores placed under the ischial tuberosities are contoured internally to 'flex' and balance the weight of the user promoting a healthy posture
- › Unique contouring of the seat and waterfall front acts as a forward seat tilt to assist in opening the pelvis promoting a healthy posture



X-Cel Comfort

- › Evens out weight distribution through the individually placed pocket springs, thereby maintaining correct seating posture
- › Reduces seat temperature with a well circulated air flow under the seat
- › Designed by world renowned innerspring manufacturer (as used in mattresses)

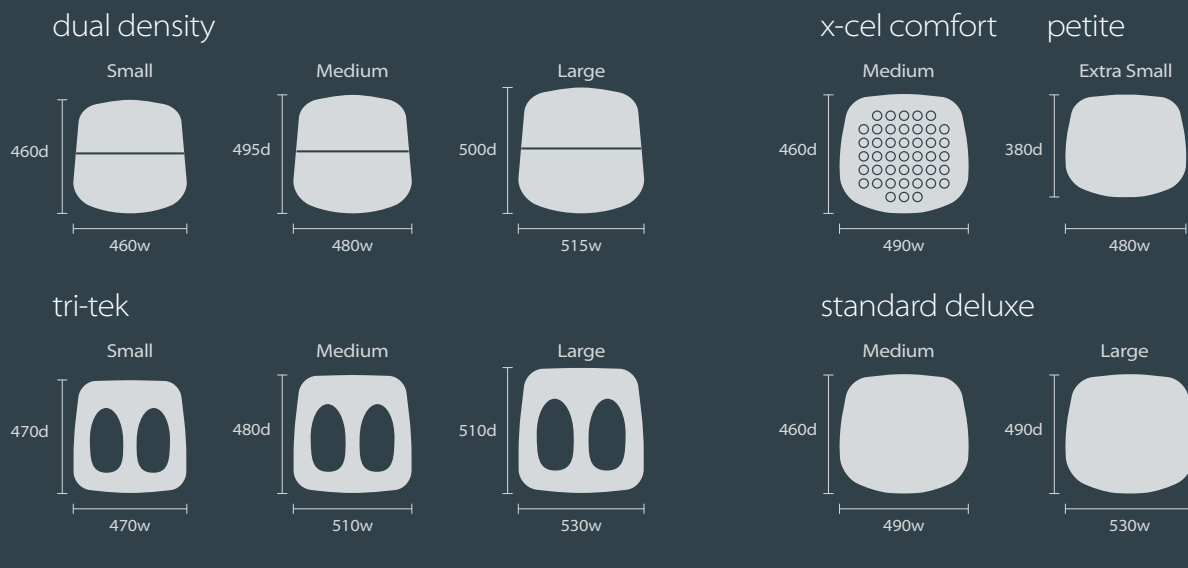


Standard Deluxe

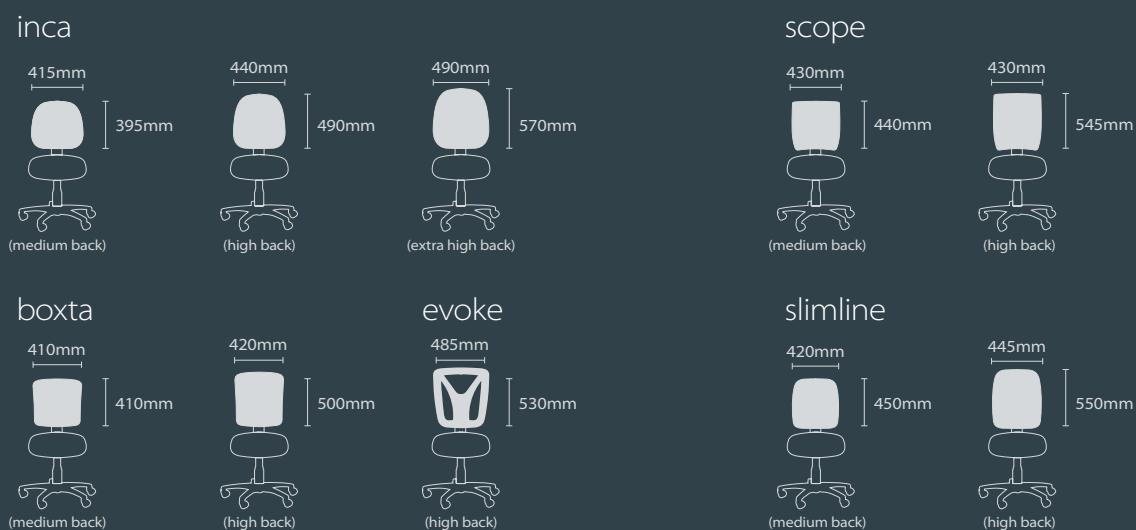
- › Back of the seat is contoured so you sit into the seat
- › Pommel at the front to direct the legs in the correct position
- › Waterfall at the front of the seat to reduce pressure under the thighs
- › Anti-bacterial molded foam

MyChair™ specifications

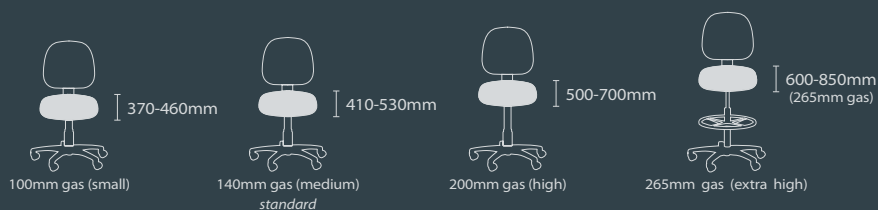
seat sizes



back sizes



seat height range



INVENTIS GREGORY GROUP

Inventis Technology Pty Limited
ABN: 12 002 877 312

Gregory Commercial Furniture Pty Limited
ABN: 77 120 112 969

Opentec Solutions Pty Ltd
ABN: 28 003 054 304

Unit 4, 2 Southridge Street
Eastern Creek, NSW, 2766

PO Box 40 Mt Druitt NSW 2770, Australia

13 ERGO (13 3746) or 02 8808 0400

02 9631 2488

sales@inventisgregory.com.au

